




LIHCH-DIN



Marking: <meters> CE 0987 SPECIALCAVI BALDASSARI LIHCH <formation> IEC 60332-3-24 <lot> <year> B2CA-S1A,D0,A1



MANUFACTURING CHARACTERISTICS

**Conductor:**  
Flexible bare copper, class 5

**Insulation:**  
LSZH thermoplastic compound

**Stranding:**  
Cores twisted/stranded in concentric layers

**Wrapping and protection:**  
Overall polyester tape

**Shield:**  
Overall tinned copper braid

**Outer sheath:**  
LSZH thermoplastic compound

**Colours:**  
*Cores identification:*  
DIN 47100  
*Outer sheath colour:*  
Grey (based on RAL 7001)

ELECTRICAL CHARACTERISTICS

**Operating voltage:** 300/500V  
**Testing voltage:** 2000V

APPLICATIONS

Cable conforms to the requirements in the Construction Products Regulations (CPR EU 305/11), aimed at limiting the production and diffusion of fire and smoke.

LSZH shielded cable for data transmission in electronics and computers, for signalling, measurement, command and control systems, and generally where there is a need for efficient protection from external electromagnetic interferences and compact sizes. It is particularly suitable in sites exposed to fire hazards and where there is high density of people, such as schools, offices, theaters, hospitals, etc.

Suitable for installation in dry or damp indoor environments, in static or limited dynamic installation (not permanently in motion) where there is no mechanical stress.

**If stored outdoors, the cable must be protected from UV rays.**  
**Underground laying is not permitted even if protected.**

STANDARDS

IEC 60228  
IEC 60332-3-24 Cat.C

REACTION TO FIRE CLASS

EN 50575:2016 B2<sub>ca</sub> - s1a, d0, a1

TEMPERATURES

**Minimum working temperature:**








- Fixed laying -40°C
- Occasional mobile laying w/o stress -5°C

**Maximum working temperature:**

- Fixed laying +70°C
- Occasional mobile laying w/o stress +70°C

**Maximum short circuit temperature:** +160°C

LAYING CONDITIONS

 Minimum installation temperature -5°C	 Min. bending radius: d8 (fixed laying) d15 (occasional mobile laying)	 Max tensile stress: 50N/mm <sup>2</sup> (during installation) 15N/mm <sup>2</sup> (static stress)	 Fixed laying
 Occasional mobile laying w/o stress	 In duct or cable tray	 The cable stored outside must be protected from UV rays	

ON REQUEST

- Customized cores identification/outer sheath colours

# LIHCH-DIN

PART NUMBER	FORMATION	OUTER DIAMETER <sup>1</sup>	WEIGHT <sup>1</sup>	MAX ELECTRICAL RESISTANCE AT 20°C
[n°]	[n° x mm <sup>2</sup> ]	[mm]	[kg/km]	[Ohm/km]
LHCHDIN02502	2 X 0.25	4.3	31	75.00
LHCHDIN02503	3 X 0.25	4.4	37	75.00
LHCHDIN02504	4 X 0.25	4.8	43	75.00
LHCHDIN02505	5 X 0.25	5.4	53	75.00
LHCHDIN02506	6 X 0.25	5.8	61	75.00
LHCHDIN02507	7 X 0.25	5.8	63	75.00
LHCHDIN02508	8 X 0.25	6.7	79	75.00
LHCHDIN02510	10 X 0.25	7.4	92	75.00
LHCHDIN02512	12 X 0.25	7.4	96	75.00
LHCHDIN02514	14 X 0.25	7.8	108	75.00
LHCHDIN02515	15 X 0.25	8.1	115	75.00
LHCHDIN02516	16 X 0.25	8.1	117	75.00
LHCHDIN02518	18 X 0.25	8.5	130	75.00
LHCHDIN02519	19 X 0.25	8.5	132	75.00
LHCHDIN02520	20 X 0.25	9.3	164	75.00
LHCHDIN02521	21 X 0.25	9.9	168	75.00
LHCHDIN02524	24 X 0.25	10.2	174	75.00
LHCHDIN02525	25 X 0.25	10.2	176	75.00
LHCHDIN02527	27 X 0.25	10.2	180	75.00
<b>Separator</b>				
LHCHDIN03402	2 X 0.34	4.8	38	53.00
LHCHDIN03403	3 X 0.34	4.9	46	53.00
LHCHDIN03404	4 X 0.34	5.7	56	53.00
LHCHDIN03405	5 X 0.34	6.1	66	53.00
LHCHDIN03406	6 X 0.34	6.6	77	53.00
LHCHDIN03407	7 X 0.34	6.6	80	53.00
LHCHDIN03408	8 X 0.34	7.8	105	53.00
LHCHDIN03410	10 X 0.34	8.4	117	53.00
LHCHDIN03412	12 X 0.34	8.4	122	53.00
LHCHDIN03414	14 X 0.34	9.2	158	53.00
LHCHDIN03415	15 X 0.34	9.8	173	53.00
LHCHDIN03416	16 X 0.34	9.8	176	53.00
LHCHDIN03418	18 X 0.34	10.1	177	53.00
LHCHDIN03419	19 X 0.34	10.1	179	53.00
LHCHDIN03420	20 X 0.34	10.6	191	53.00
LHCHDIN03421	21 X 0.34	11.1	207	53.00
LHCHDIN03424	24 X 0.34	11.9	232	53.00
LHCHDIN03425	25 X 0.34	11.9	235	53.00
LHCHDIN03427	27 X 0.34	11.9	240	53.00
<b>Separator</b>				
LHCHDIN05002	2 X 0.50	5.0	45	39.00
LHCHDIN05003	3 X 0.50	5.5	55	39.00
LHCHDIN05004	4 X 0.50	5.9	65	39.00
LHCHDIN05005	5 X 0.50	6.4	78	39.00
LHCHDIN05006	6 X 0.50	6.9	89	39.00
LHCHDIN05007	7 X 0.50	6.9	92	39.00
LHCHDIN05008	8 X 0.50	8.2	123	39.00

# LIHCH-DIN

PART NUMBER	FORMATION	OUTER DIAMETER <sup>1</sup>	WEIGHT <sup>1</sup>	MAX ELECTRICAL RESISTANCE AT 20°C
[n°]	[n° x mm <sup>2</sup> ]	[mm]	[kg/km]	[Ohm/km]
LHCHDIN05010	10 X 0.50	9.0	138	39.00
LHCHDIN05012	12 X 0.50	9.0	146	39.00
LHCHDIN05014	14 X 0.50	9.6	168	39.00
LHCHDIN05015	15 X 0.50	10.1	187	39.00
LHCHDIN05016	16 X 0.50	10.1	191	39.00
LHCHDIN05018	18 X 0.50	10.6	209	39.00
LHCHDIN05019	19 X 0.50	10.6	213	39.00
LHCHDIN05020	20 X 0.50	11.2	233	39.00
LHCHDIN05021	21 X 0.50	11.9	256	39.00
LHCHDIN05024	24 X 0.50	12.7	279	39.00
LHCHDIN05025	25 X 0.50	12.7	282	39.00
LHCHDIN05027	27 X 0.50	12.7	290	39.00
<b>LIHCH-DIN 07502-07527</b>				
LHCHDIN07502	2 X 0.75	5.9	58	26.00
LHCHDIN07503	3 X 0.75	6.1	69	26.00
LHCHDIN07504	4 X 0.75	6.6	83	26.00
LHCHDIN07505	5 X 0.75	7.4	104	26.00
LHCHDIN07506	6 X 0.75	8.0	121	26.00
LHCHDIN07507	7 X 0.75	8.0	127	26.00
LHCHDIN07508	8 X 0.75	9.8	183	26.00
LHCHDIN07510	10 X 0.75	10.4	189	26.00
LHCHDIN07512	12 X 0.75	10.4	201	26.00
LHCHDIN07514	14 X 0.75	10.9	226	26.00
LHCHDIN07515	15 X 0.75	11.7	252	26.00
LHCHDIN07516	16 X 0.75	11.7	258	26.00
LHCHDIN07518	18 X 0.75	12.4	287	26.00
LHCHDIN07519	19 X 0.75	12.4	293	26.00
LHCHDIN07520	20 X 0.75	13.3	348	26.00
LHCHDIN07521	21 X 0.75	14.1	375	26.00
LHCHDIN07524	24 X 0.75	14.9	414	26.00
LHCHDIN07525	25 X 0.75	14.9	420	26.00
LHCHDIN07527	27 X 0.75	14.9	432	26.00
<b>LIHCH-DIN 10002-10019</b>				
LHCHDIN10002	2 X 1.00	6.3	65	19.50
LHCHDIN10003	3 X 1.00	6.5	81	19.50
LHCHDIN10004	4 X 1.00	7.1	99	19.50
LHCHDIN10005	5 X 1.00	7.9	123	19.50
LHCHDIN10006	6 X 1.00	8.7	144	19.50
LHCHDIN10007	7 X 1.00	8.7	152	19.50
LHCHDIN10008	8 X 1.00	10.3	197	19.50
LHCHDIN10010	10 X 1.00	11.2	227	19.50
LHCHDIN10012	12 X 1.00	11.2	243	19.50
LHCHDIN10014	14 X 1.00	12.1	281	19.50
LHCHDIN10015	15 X 1.00	12.9	337	19.50
LHCHDIN10016	16 X 1.00	12.9	345	19.50
LHCHDIN10018	18 X 1.00	13.8	385	19.50
LHCHDIN10019	19 X 1.00	13.8	393	19.50

# LIHCH-DIN

PART NUMBER	FORMATION	OUTER DIAMETER <sup>1</sup>	WEIGHT <sup>1</sup>	MAX ELECTRICAL RESISTANCE AT 20°C
[n°]	[n° x mm <sup>2</sup> ]	[mm]	[kg/km]	[Ohm/km]
LHCHDIN10020	20 X 1.00	14.5	426	19.50
LHCHDIN10021	21 X 1.00	15.2	454	19.50
LHCHDIN10024	24 X 1.00	16.4	511	19.50
LHCHDIN10025	25 X 1.00	16.4	518	19.50
LHCHDIN10027	27 X 1.00	16.4	534	19.50
<b>LIHCH-DIN 15000</b>				
LHCHDIN15002	2 X 1.50	7.1	85	13.30
LHCHDIN15003	3 X 1.50	7.6	109	13.30
LHCHDIN15004	4 X 1.50	8.3	136	13.30
LHCHDIN15005	5 X 1.50	9.5	188	13.30
LHCHDIN15006	6 X 1.50	10.1	200	13.30
LHCHDIN15007	7 X 1.50	10.1	212	13.30
LHCHDIN15008	8 X 1.50	12.1	273	13.30
LHCHDIN15010	10 X 1.50	13.4	344	13.30
LHCHDIN15012	12 X 1.50	13.4	367	13.30
LHCHDIN15014	14 X 1.50	14.3	423	13.30
LHCHDIN15015	15 X 1.50	15.0	458	13.30
LHCHDIN15016	16 X 1.50	15.0	469	13.30
LHCHDIN15018	18 X 1.50	16.1	534	13.30
LHCHDIN15019	19 X 1.50	16.1	546	13.30
LHCHDIN15020	20 X 1.50	17.0	585	13.30
LHCHDIN15021	21 X 1.50	18.0	640	13.30
LHCHDIN15024	24 X 1.50	19.2	710	13.30
LHCHDIN15025	25 X 1.50	19.2	721	13.30
LHCHDIN15027	27 X 1.50	19.2	745	13.30
<b>LIHCH-DIN 25000</b>				
LHCHDIN25002	2 X 2.50	8.3	120	7.98
LHCHDIN25003	3 X 2.50	8.7	151	7.98
LHCHDIN25004	4 X 2.50	9.8	194	7.98
LHCHDIN25005	5 X 2.50	10.7	238	7.98
LHCHDIN25006	6 X 2.50	11.8	287	7.98
LHCHDIN25007	7 X 2.50	11.8	306	7.98
LHCHDIN25008	8 X 2.50	14.4	429	7.98
LHCHDIN25010	10 X 2.50	15.9	502	7.98
LHCHDIN25012	12 X 2.50	15.9	541	7.98
LHCHDIN25014	14 X 2.50	16.8	609	7.98
LHCHDIN25015	15 X 2.50	17.7	671	7.98
LHCHDIN25016	16 X 2.50	17.7	691	7.98
LHCHDIN25018	18 X 2.50	18.8	772	7.98
LHCHDIN25019	19 X 2.50	18.8	792	7.98
LHCHDIN25020	20 X 2.50	20.2	868	7.98
LHCHDIN25021	21 X 2.50	21.2	937	7.98
LHCHDIN25024	24 X 2.50	22.7	1045	7.98

<sup>1</sup> According to in-stock availability, cable which must be produced on request and minimum quantity  
<sup>1</sup> Unless otherwise specified, the values for weight and diameter are indicative.  
 Note: other values, if available and released for publication, are available on request.